

(1) Type Examination Certificate

- (2) No. of the Type Examination Certificate: **ZP/B010/21**
- (3) Product: **Edge protection system class A**
Type: guard trac™ WPS
- (4) Manufacturer: **TRACTEL IBÉRICA S.A.**
- (5) Address: **L'Hospitalet de Llobregat, CP-08907 BARCELONA, SPAIN**
- (6) The design of this product and any acceptable variation thereto are specified in the schedule to this Type Examination Certificate.
- (7) The certification body of DEKRA Testing and Certification GmbH certifies that this product complies with the fundamental requirements of the standard listed under item 8 below. The examination and test results are set out in the report PB 21-016.
- (8) The requirements of the standard are assured by compliance with
DIN EN 13374:2019
- (9) This Type Examination Certificate relates only to the design, examination and tests of the specified product in accordance to the standard list. Further requirements of the Directive apply to the manufacturing process and supply of this personal protective equipment. These are not covered by this certificate.
- (10) This Type Test Certificate is valid until 2026-01-18.

DEKRA Testing and Certification GmbH
Bochum, 2021-01-19

signed: Kilisch
Managing director

We confirm the correctness of the translation from the German original.
In the case of arbitration only the German wording shall be valid and binding.

Managing director

TRANSLATION

- (11) Appendix to
- (12) **Type Examination Certificate**
ZP/B010/21
- (13) 13.1 Subject and Type
Edge protection system class A
Type: guard trac™ WPS

13.2 Description

The edge protection system, type: guard trac™ WPS (Figure 1) is used for the collective protection of persons against falling. The installation is carried out on even surfaces against a parapet with a minimum height of 150 mm.

The edge protection system consists of prefabricated railing elements made of aluminum.

The railing elements are manufactured with a length of up to 3.0 m. The railing elements consist of Ø 48.3 mm tubes with a wall thickness of 3.0 mm. The tube ends of the railing elements are inserted for mounting in the sleeves of the foot elements. The weights which are made of concrete (25 kg individual weight) can be put on the foot elements. The weights are secured against unintentional slipping.

Short foot elements are provided for the edge protection system type: guard trac™ WPS (Figure 2). Here 2 weights are stacked on top of each other.

Optionally, the railing elements can be adjustable in length. The adjustable railing element (Figure 3) has one safety pin which can be adjusted via a perforated grid in an adjustment range of 1500 mm to 2250 mm or from 2275 mm to 3000 mm width.

The top rail has a height of 1125 mm. The distance between the top rail and the lower rail is 437 mm. The distance between ground level and lower rail is 600 mm.

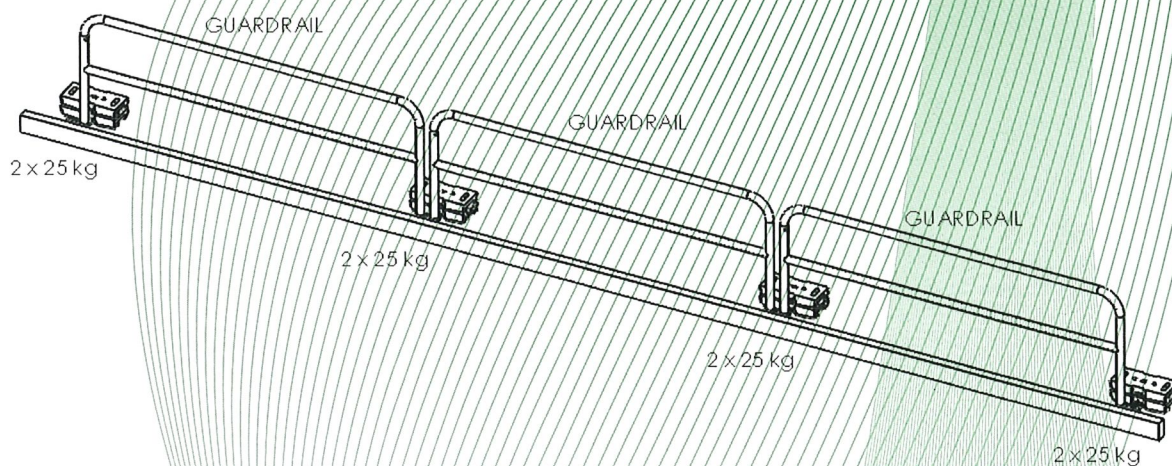


Figure 1: edge protection system, type: guard trac™ WPS

TRANSLATION

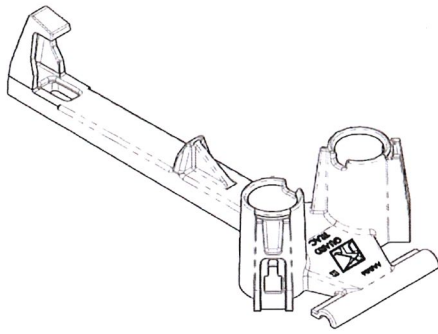


Figure 2: Foot element short

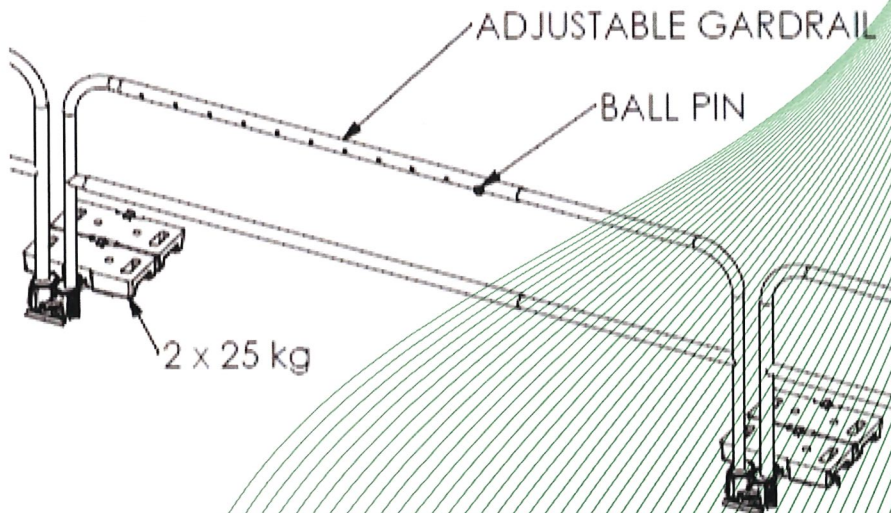


Figure 3: length adjustable railing element

(14) Report

PB 21-016 dd. 2021-01-19